






Kirigami Japanese paper cutting

Kirigami comes from the Japanese words "kiru" (to cut) and "kami" (paper). It is similar to origami because some folding is involved, but different because the primary method of creating a design is the skilful cutting of the paper.

This technique can be directly transferred to textiles and has been used by many designers. It can be used to create shape and form, plays with positive and negative space and can turn very ridged fabrics into more subtle and malleable materials.



TASK:

using a craft knife
use the grid (or freestyle using
a ruler on plain paper) experi-
ment with paper cutting and
folding. Some areas could be re-
moved completely and others
folded to create a 3D effect



If you do not have a craft knifeuse scissors and fold the
paper (as if your were making paper snowflakes). You can
experiment with different folds and different cut shapes.

